

ALL-NEW
SWIFT
FEEL ICONIC





Meet the ALL-NEW SWIFT, a car that takes fun-to-drive playfulness to the next level. With upbeat new styling, responsive handling, and quick acceleration, it will make your heart sing with joy as you rediscover how much fun driving can be.

SWIFT

Life immediately becomes more exciting when you grip the steering wheel of a Swift. And the playful ease with which it lets you control its powerful agility will put a smile on your face with every passing mile. In fact, the Swift is so much fun to drive, it will make you wish every trip could be longer.





FEEL ICONIC



EXTERIOR

AN AGGRESSIVELY PLAYFUL NEW LOOK

The new Swift breaks away from styling conventions of the past with an eye-catching body design that evokes the sheer joy of driving. It has rounded shoulder lines and *15-inch polished alloy wheels set off by dramatically flared fenders, and an oval black metallic grille that looks hungry enough to eat up the road ahead.

In every detail, it makes a visual statement that tells the world you know how to play the game of life.

*GLX only



HEAD-TURNING STYLE

On the street, the Swift's sense of style makes it really stand out. From the sleek contoured lines of its profile to its wide rear bumper, it has a sporty and athletic look that reflects the vehicle's quick, agile handling.

It also has a unique design signature at night, with new inner-lensed light rod elements in the rear combination lamps and front position lamps that take on a distinctive three-dimensional appearance when illuminated.

INTERIOR



DRIVER-ORIENTED COCKPIT DESIGN

The Swift's cockpit provides a truly immersive driving experience that is designed to put all the instruments and controls you need within easy reach. It features a wrap around, black dashboard and front door trim giving the cabin a sporty look that heightens your driving fun.

METRE CLUSTER

The sporty and stylish metre cluster is equipped with an LCD panel that lets you view a wide range of information at a glance, including average and current fuel consumption, driving range, torque and power.

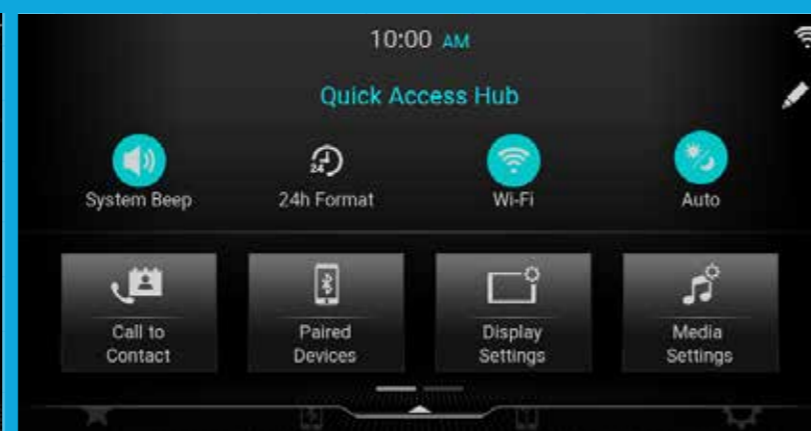
(Colour LCD only for GLX, Segment LCD for GL+ and GL.)



FRONT SEATS

The design of the front seats reflects the Swift's unique character and is cushioned at the shoulders and sides to enhance driver and passenger comfort. The design of the seats emphasises the energetic and sporty DNA of the Swift, and the colour is black featuring a contrast between the matte base surface and the embossed pattern of the upholstery.





DISPLAY AUDIO SYSTEM

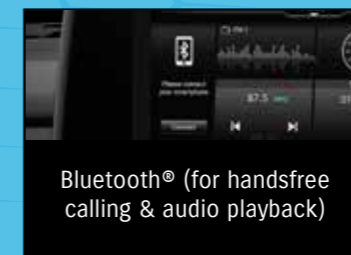
The display audio system is housed in a floating midsection that is subtly angled toward the driver for easy viewing and touch-control operation. In addition, the interface can be freely customised and used for navigation information or rearview camera image display.

(9-inch for GLX, 7-inch for GL+)

Audiovisual features




AM/FM/tuner



Bluetooth® (for handsfree calling & audio playback)




USB port (for AV playback & device charging)




Rear-view camera display


Smartphone connectivity via USB and WiFi®



Apple CarPlay®



Android Auto™



Apple CarPlay works with your iPhone and Siri to help you get directions, make calls, play music, and send and receive messages using voice commands or the display audio touch panel interface.



Talk to Google Assistant on Android Auto and get things done with your voice so you can keep your focus on driving. Easily send messages, get directions, control media and more. Just say, "Hey Google" or, in compatible cars, long press the voice control button on your steering wheel to get started.

* Apple CarPlay is supported in the countries listed at the following link: <https://www.apple.com/ios/feature-availability/#applecarplay-applecarplay>
For more details, including iPhone models and iOS versions compatible with Apple CarPlay, see: <https://www.apple.com/ios/carplay/>
* Android Auto is supported in the countries listed at the following link: <https://www.android.com/auto/>
Compatible Android phone and compatible active data plan required.
* Apple, Apple CarPlay, iPhone and Siri are trademarks of Apple Inc., registered in the U.S. and other countries.
* Google, Android, Android Auto, YouTube Music and other marks are trademarks of Google LLC.
* Bluetooth is a registered trademark of Bluetooth SIG, Inc.
* Wi-Fi is a registered trademark of Wi-Fi Alliance®.

ACCESSORY AND USB SOCKETS

All grades are equipped with a DC12V accessory socket. GL+ and GLX models include a USB socket for device connectivity.



AIR CONDITIONER

Staying cool is a breeze inside the Suzuki Swift. The GL and GL+ grade models are equipped with a manual air conditioner with a digital control panel, while the GLX model features automatic climate control.



CRUISE CONTROL*

Cruise control can be activated via a button on the steering wheel, allowing you to release the accelerator pedal during highway driving to reduce fatigue on long trips.

*GLX only





GET READY TO PLAY

Swift driving is fun driving, with plenty of in-cabin storage and cabin amenities to hold your gear and refreshments when you're on the road.

INTERIOR AMENITIES

With comfortable seating and a full range of amenities, the Swift makes every trip enjoyable.

There are storage areas to keep small items organised and close to hand, as well as cup and bottle holders for your favourite beverages.



LUGGAGE AREA

The luggage area features a wide and low opening for easy loading and unloading, while the 60/40 split rear seat back lets you configure the luggage area to your needs.



THE ENGINE

THE POWER TO HAVE FUN

The Swift's stunning good looks are matched by performance that makes every trip a fun and exciting new adventure. Whether you use it for commuting, shopping, weekend getaways, or leisurely road trips, it delivers a driving experience that will make you eager to get back out on the road again.

ENGINE

The Swift's new 1.2-litre petrol engine combines outstanding fuel efficiency with impressive low-end torque for quick, responsive acceleration. It is also equipped with a number of advanced features that help suppress emissions.

Fuel efficiency from as little as 4.4l/100km for manual variants and 4.6l/100km for CVT variants.

TRANSMISSION




The Swift's 5-speed manual transmission enhances fuel efficiency and power delivery with a gear ratio that is specifically optimised to match the performance characteristics of the engine and drivetrain. Shifting action is smooth and responsive, requiring only a light touch to ensure positive gear engagement. In addition, a continuously variable transmission (CVT) is offered for drivers who prefer the convenience of an automatic transmission.


FRONT & REAR SUSPENSION

The new front and rear suspension components, with optimised geometry, deliver sharper handling, enhanced comfort, and dynamic performance.

FRONT SUSPENSION



REAR SUSPENSION



SAFETY FEATURES

Driving is even better when you know that you, your passengers, and your car are protected by technologies that keep you safe and secure. While there is no substitute for driving safely, these features help you to respond to different driving and parking situations.

6 AIRBAGS

The Suzuki Swift is equipped with six airbags: dual front airbags for driver and passenger protection, side airbags to reduce chest impact during side collisions, and curtain airbags to safeguard the head from severe impacts.



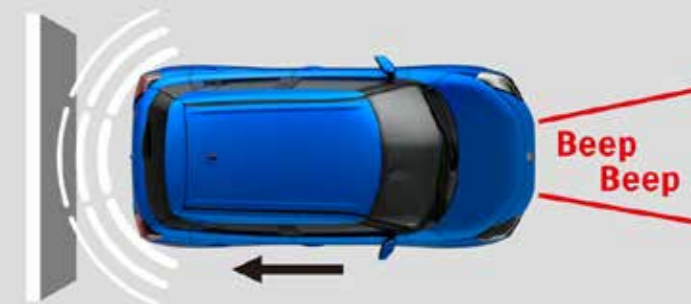
HILL HOLD CONTROL

When starting out on an uphill incline, hill hold control prevents the vehicle from rolling backward for approximately two seconds to give drivers time to move their foot from the brake pedal to the accelerator pedal.



REVERSE PARKING SENSORS

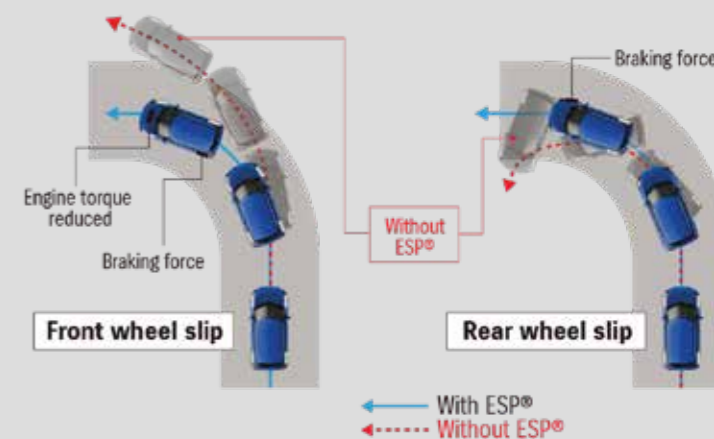
Ultrasonic sensors in the rear bumper detect obstacles when reversing, and warning beeps sound to indicate the obstacle's proximity.



ELECTRONIC STABILITY

Ultrasonic ESP* technology helps drivers control the vehicle during cornering, and assists them in maintaining traction when accelerating on loose or slippery road surfaces. If wheel slip is detected, the ESP system automatically regulates engine torque and selectively applies the brakes to help drivers maintain control.

*ESP is a registered trademark of Mercedes-Benz Group AG.



HEARTECT PLATFORM

The smoothly curving frame increases underbody stiffness to help ensure excellent fundamental vehicle performance. In addition, it also contributes to collision safety by efficiently dispersing impact energy.



MAJOR SPECIFICATIONS

Model	SWIFT
Plant	India
Steering	RHD
Number of doors	5-door
Drive system	2WD

DIMENSIONS

Overall length	mm	3,860		
Overall width	mm	1,735		
Overall height	mm	1,520		
Wheelbase	mm	2,450		
Tread	Front	165/80R14	mm	1,525
		185/65R15	mm	1,515
	Rear	165/80R14	mm	1,530
		185/65R15	mm	1,520
Minimum turning radius	m	4.8		
Minimum ground clearance	mm	145		

CAPACITY

Seating capacity	persons	5	
Luggage capacity	Max.volume (manufacturer data)	litres	948
	Rear seatback folded	litres	580
	Rear seatback raised	litres	265
Fuel tank capacity	litres	37	

ENGINE

Type	Z12E	
Number of cylinders	3	
Number of valves	12	
Piston displacement	cm3	1,197
Bore×stroke	mm	74.0×92.8
Compression ratio	12.7	
Maximum output	kW/rpm	60/5,700
Maximum torque	Nm/rpm	112/4,300
Fuel distribution	Multipoint Injection	

TRANSMISSION

Type	5MT	CVT	
Gear ratio	1st	3.545	
	2nd	1.905	
	3rd	1.240	2.500
	4th	0.906	0.392
	5th	0.697	
	Reverse	3.273	2.895
Final gear ratio	4.389	5.643	
Engine Auto Stop Start (EASS)	⚡	-	

CHASIS

Steering	Rack & Pinion	
Brakes	Front	Ventilated disc
	Rear	Drum, leading and trailing
Suspensions	Front	MacPherson strut with coil spring
	Rear	Torsion beam with coil spring
Tyres	165/80R14, 185/65R15	

WEIGHTS

Kerb weight	kg	908 - 917	932 - 945
Gross vehicle weight	kg	1,355	1,375

PERFORMANCE

Maximum speed	km/h	170	165
---------------	------	-----	-----

MAJOR EQUIPMENT

Transmission	5MT	5MT/CVT	5MT/CVT
Grade	GL	GL+	GLX

CHASIS

Tyres and wheels	165/80R14 + steel wheels	⊗	-	-
	185/65R15 + alloy wheels	-	⊗	-
	185/65R15 + polished alloy wheels	-	-	⊗
Spare tyre and wheel	T135/70R15 + steel wheel (for temporary use only)	⊗	⊗	⊗

EXTERIOR

Black A and B pillars		⊗	⊗	⊗
Front and rear bumpers	Body coloured	⊗	⊗	⊗
Upper front grille	Piano black	⊗	⊗	⊗
Lower front grille	Black	⊗	⊗	⊗
Outside door handles	Body coloured	⊗	⊗	⊗
Tailgate opener	Electromagnetic	⊗	⊗	⊗
Rear quarter garnish	Black(painted)	⊗	⊗	⊗
Exhaust pipes	Single	⊗	⊗	⊗

VISIBILITY

Headlamps	Halogen projector	⊗	⊗	-
	LED projector	-	-	⊗
	Guide me home / lead to vehicle light	-	-	⊗
Headlamp levelling device	Manual	⊗	⊗	⊗
Automatic lamps		-	-	⊗
Fog lamps	Front(LED)	-	-	⊗
Rear combination lamps	LED	⊗	⊗	⊗
Front door & Rear door	Green-tinted windows	⊗	⊗	⊗
Wind screen	UV-cut glass	⊗	⊗	⊗
Wipers	Front: 2 speeds (low, high) + intermittent + washer	⊗	⊗	⊗
	Rear: 1 speed + washer	-	-	⊗
Rear window defogger		⊗	⊗	⊗
Outside door mirrors	Body coloured	⊗	⊗	⊗
	Electrical adjust	⊗	⊗	⊗
	Electrical fold	⊗	⊗	-
	Electrical fold (Auto)	-	-	⊗
	Built-in turn signal lamps	⊗	⊗	⊗
Day/night rearview mirror	Manual dimming	⊗	⊗	⊗

STEERING AND INSTRUMENT PANEL

Power steering		⊕	⊕	⊕
3-spoke steering wheel	Tilt-adjust steering wheel	⊕	⊕	⊕
	Urethane	⊕	⊕	-
	Leather covered	-	-	⊕
	Audio control buttons	-	⊕	⊕
	Cruise control buttons	-	-	⊕
	Hands-free phone control buttons	-	⊕	⊕
	With paddle shift	-	-	⊕(CVT)
Metre illumination		White	White	White
Tachometre		⊕	⊕	⊕
Information display	Clock	⊕	⊕	⊕
	Colour dot	-	-	⊕
	Odo information	⊕	⊕	⊕
	Trip information	⊕	⊕	⊕
	Fuel consumption (instantaneous/average)	⊕	⊕	⊕
	Average speed	-	-	⊕
	Driving range	⊕	⊕	⊕
	Gear position indicator	-	⊕ (CVT)	⊕ (CVT)
Gear shift indicator	⊕ (5MT)	⊕ (5MT)	⊕ (5MT)	
Driver's seatbelt reminder	Lamp & Alarm	⊕	⊕	⊕
Passenger's seatbelt reminder	Lamp & Alarm	⊕	⊕	⊕
Rear seatbelt reminder	Lamp & Alarm	⊕	⊕	⊕
Door ajar reminder	Lamp	⊕	⊕	⊕
Low fuel warning	Lamp	⊕	⊕	⊕
Light-off and key reminder	Alarm	⊕	⊕	⊕
Instrument panel ornament	Painted	⊕	⊕	⊕

DRIVING AMENITIES

Electric windows	Front	⊕	⊕	⊕
	Rear	⊕	⊕	⊕
Central door locking	Switch on driver's side	⊕	⊕	⊕
Remote-control door locks	With hazard lamp answerback function	⊕	⊕	⊕
Keyless push start system		-	-	⊕
Air conditioner	Automatic	-	-	⊕
	Manual (with digital control panel)	⊕	⊕	-
Heater		⊕	⊕	⊕
Pollen filter		⊕	⊕	⊕
Audio	Antenna (Roof) with micro pole	⊕	⊕	⊕
	Front speakers	-	⊕	⊕
	Front tweeters	-	-	⊕
	Rear speakers	-	⊕	⊕
	7 Inch Display Audio	-	⊕	-
	9 Inch Display Audio	-	-	⊕
Cruise control		-	-	⊕

INTERIOR

Sun visors	Driver's side with ticket holder & vanity mirror	⚡	⚡	⚡
	Passenger's side with ticket holder & vanity mirror	⚡	⚡	⚡
Bluetooth®+ microphone		⚡	⚡	⚡
Assist grips	Passenger+Rear seat (R/L)	⚡	⚡	⚡
Cup holders	Front x 2	⚡	⚡	⚡
	Rear x 1	⚡	⚡	⚡
Bottle holders	Front door x 2, Rear door x 2	⚡	⚡	⚡
Parking brake lever	With chrome release button	⚡	⚡	⚡
USB port	Instrument panel	-	⚡	⚡
12V accessory socket		⚡	⚡	⚡
Foot rest	Driver's side	⚡	⚡	⚡
Remote fuel lid opener		⚡	⚡	⚡
Front door trim ornament	Paint	⚡	⚡	⚡
Front door armrest	Fabric	⚡	⚡	⚡
Rear door armrest	Black material colour	⚡	⚡	⚡
Inside door handles	Chrome	⚡	⚡	⚡
Door pockets	Front & rear doors	⚡	⚡	⚡

SEATS

Front seats	Seat height adjuster (driver's side)	⚡	⚡	⚡
	Head restraints (separate type)	⚡	⚡	⚡
Rear seats	60:40-split single-folding	⚡	⚡	⚡

LUGGAGE AREA

Luggage shelf		⚡	⚡	⚡
Luggage area light		⚡	⚡	⚡

SAFETY, SECURITY AND ENVIRONMENTAL COMPATIBILITY

SRS front dual airbags		⚡	⚡	⚡
SRS side airbags	Front	⚡	⚡	⚡
SRS curtain airbags		⚡	⚡	⚡
Seatbelts	Front: 3-point ELR seatbelts	⚡	⚡	⚡
	Rear: 3-point ELR seatbelts	⚡	⚡	⚡
Child seat tether anchorages	Side	⚡	⚡	⚡
Childproof rear door locks		⚡	⚡	⚡
ABS with EBD function		⚡	⚡	⚡
ESP®**		⚡	⚡	⚡
Diagnostic		⚡	⚡	⚡
Parking sensors	Rear with alert	⚡	⚡	⚡
Hill hold control		⚡	⚡	⚡
Brake assist function		⚡	⚡	⚡
LED daytime running light	Integrated in headlamps	-	-	⚡
High-mount stop lamp	LED	⚡	⚡	⚡
Immobiliser		⚡	⚡	⚡
Security alarm	Door + front bonnet	⚡	⚡	⚡
Rear-view camera		-	⚡	⚡
Engine Auto Stop system		⚡(MT)	⚡(MT)	⚡(MT)

⚡ : Standard - : Not available

Standard and optional equipment availability may vary for individual markets.

Equipments are subject to change without prior notice.

*: Bluetooth is a registered trademark of Bluetooth SIG, Inc.

** : ESP is a registered trademark of Mercedes-Benz Groupe AG.



ACCESSORIES

EXTERIOR

- 1 | **Front Under Spoiler¹**
Personalise your car in style with Spoilers.
Part No. 990J0M75T07-160
- 2 | **Side Under Spoiler^{1,3,5}**
Personalise your car in style with Spoilers.
Part No. 990J0M75T07-180
- 3 | **Rear Under Spoiler¹**
Personalise your car in style with Spoilers.
Part No. 990J0M75T07-170
- 4 | **Roof End Spoiler¹**
Personalise your car in style with Spoilers.
Part No. 990J0M75T07-150
- 5 | **Fender Arch Moulding^{1,2}**
Add sportiness around your car wheels.
Part No. 990J0M75T07-200
- 6 | **Body Side Moulding¹**
Four-piece set. For increased protection with style.
Part No. 990J0M75T01-040
- 7 | **Door Visor**
Four-piece set. Black door visors for front and rear windows.
Part No. 990J0M75TQ0-010
- 8 | **Mud Flap⁴**
Four-piece set to save your car from splashing mud.
Part No. 72201M75T00

1. These items are primed. They can be painted as per customer's choice.

2. This item should be installed only in combination with Side Under Spoiler (p/n 990J0M75T07-180).

3. This item is recommended to be installed with Fender Arch Moulding (p/n 990J0M75T07-200).

4. This item should NOT be installed with Side Under Spoiler (p/n 990J0M75T07-180).

5. This item should NOT be installed with Mud Flap (p/n 72201M75T00).





ACCESSORIES

INTERIOR

- 1 | Tray Mat**
Raised edges to help keep the footwell clean.
Made of TPE. Three-piece set.
Part No. 75901M75T00 RHD
- 2 | Carpet Floor Mat**
Black needle punched carpets with SWIFT logo.
Three-piece set.
Part No. 75901M75TA0 RHD
- 3 | Cargo Tray**
Raised edges to help keep the luggage room clean.
Part No. 990J0M55RA3-020
- 4 | Sunshade Set¹**
Effective against harmful UV rays and interior sun protection.
Four piece set for front and rear side windows.
Part No. 990J0M75TU0-010
Two piece set for rear side windows.
Part No. 990J0M75TU0-020
One piece for rear windshield.
Part No. 990J0M75TU0-030
- 5 | Air-conditioner Filter**
Refresh the car cabin with clean air. Anti-PM2.5, dustproof.
Part No. 990J0M56RS0-010
- 6 | Wheel Lock Nut**
Four-piece set. Exclusive for Suzuki, made by McGard.
Part No. 9923K-78R00-000

¹. Please make sure to remove this item while driving.



1



2



3



4



5



6



- 1** Front Under Spoiler
- 2** Side Under Spoiler
- 3** Body Side Moulding
- 4** Door Visor
- 5** Rear Under Spoiler
- 6** Roof End Spoiler
- 7** Fender Arch Moulding
- 8** Mud Flap

- 1 | Premium Kit¹**
Combination of 1, 2, 3, 4, 5, 6, 7, 8, 9.
Part No. 990J0M75TTE-100
- 3 | Sports Kit-Painted in Black Colour²**
Combination of 1, 2, 5, 6, 7.
Part No. 990J0M75TTE-090
- 4 | Basic Kit**
Combination of 3, 4, 8.
Part No. 990J0M75TTE-120

1. Spoilers, Fender Arch Moulding and Body side Moulding are primed. They can be painted as per customer's choice.
2. Accessories included in Sports Kit (Front Under Spoiler, Side Under Spoiler, Rear Under Spoiler and Fender Arch Moulding) are painted in black colour, while each items are primed in individual sales.

EXTERIOR COLOUR OPTIONS



LUSTER BLUE PEARL



NOVEL ORANGE PEARL



MIDNIGHT BLACK PEARL



ARCTIC WHITE PEARL



SPLENDID SILVER PEARL



MAGMA GREY METALLIC



SIZZLING RED METALLIC



ARCTIC WHITE PEARL
AND BLACK PEARL



LUSTER BLUE PEARL
AND BLACK PEARL



SIZZLING RED METALLIC
AND BLACK PEARL

All care is taken to ensure the accuracy of this brochure at the time of print approval. Specifications, features, prices and model availability may vary from those specified and may change without notice. Always consult your authorised Suzuki Dealer or refer to www.SuzukiAuto.co.za for the latest details on all models.

SUZUKI AUTO South Africa (PTY) Ltd will not be held liable for any loss as a result of reliance on the content of this brochure, whether in negligence or otherwise.

Vehicles are shown for illustrative purposes only and may not depict exact specifications. Published October 2024.



SUZUKI AUTO SOUTH AFRICA (PTY) LTD | Tel: 0861 511 111
No.52 Saturn Crescent, Linbro Business Park, Frankenwald, Marlboro, Sandton
www.SuzukiAuto.co.za

SUZUKI COMPLETE

Suzuki understands that purchasing a new vehicle is a substantial investment. Our unwavering commitment to customer satisfaction is represented in our 'Suzuki Complete' package, which includes every aspect of after-sales support, with warranty, service plan, and roadside assistance standard.

Warranty

All Suzuki passenger vehicle models bought new from a dealership are covered by a comprehensive promotional warranty against any defects for a period of 5 year/200 000km. This is supported by a six-year body corrosion warranty subject to terms and conditions.

Service Plan

The Swift benefits from a 2-year/30 000km service plan. This plan includes the replacement of oil, the oil filter, fuel filter, brake fluid, air filter and accessory belts, but excludes tyres, brakes and other wear-and-tear items.

Service Intervals

15 000 km or one year, whichever comes first.

Roadside Assistance

Every new Swift comes with a five-year roadside assistance plan. Some of the benefits offered by this comprehensive package include: battery and locksmith call-out services, mechanical and electrical, breakdown towing (accident towing is optional), emergency medical rescue, vehicle repatriation and a stand-by-you roadside security armed-response service.

